

Simbulance and Simulation Spaces

Realistic. Low fidelity. Cost effective. Fuss-Free.

Simbulance

Simulation Ambulance for Medical Training and Education



The Simbulance is simply an **ambulance** made out of **screens**.

It is designed to replicate the pressures of working within a restricted space without having to take an **ambulance off the road**.

Students can train with a **realistic** scene in their peripheral vision.

The Simbulance is popular for **transfer training** and **sequential simulations**.

Simbulance

Simulation Ambulance for Medical Training and Education



Fully functional rear doors and flexible internal space means you can position your own equipment and use the space as you wish.



The Simbulance is more cost-effective than a training ambulance and is compact, making it easy to store when not in use.

Simbulance Artwork

We provide the images for the Simbulance with the option of customisation.



The Simbulance comes with our **realistic default imagery**.

There is a chance to **customise** the outside of your Simbulance with **logos of your choice**. An example can be seen here.



Icy Road or ICU?

Personalisation is key in medical training. Simulation KwickScreens allow you to switch between scenarios in a matter of seconds to give you the setup that **suits your specific needs**.

We can replicate anything from familiar **clinical surroundings** to less predictable **off-site scenarios**, so whether you need an icy road or an ICU, we can tailor our range of images to your requirements.

Choose from one of these options:

1. Image Library

Choose from our library of realistic clinical and non-clinical backdrops.

2. Bespoke Artwork

Supply your own photographs and we'll turn them into effective 2m x 3m portable walls that can be easily transported to create a scenario wherever you need it.

Our screens can be printed on both sides, allowing you to create two completely different simulation scenarios with just one screen.

Simulation Examples

KwickScreens can be used to create realistic backdrops for medical training



Clinical Simulation Artwork 1

Take a look at the images that will bring your clinical scenarios to life.



SIM1




SIM2



SIM3



SIM4



SIM5



SIM6

Clinical Simulation Artwork 2

Take a look at the images that will bring your clinical scenarios to life.



SIM7



SIM8




SIM9



SIM10



SIM11



SIM12

Non-Clinical Simulation Artwork

Take a look at the images that will bring your clinical scenarios to life.



SIM13



SIM14




SIM15



SIM16



SIM17



SIM18

What do our customers say?

“There is no difference in feedback between our most expensive simulation suite and the one I’ve built out of a storage room with KwickScreen.

We were able to partition off the entire room to transform it from starchy-looking storage room into a clinical-feeling space. We were able to create an Emergency Department for one scenario and surgical ward the next. We could be in an operating theatre for one simulation session and then be in the community visiting a home. All without leaving the room.

With limited resources, we couldn’t build a bespoke solution, complete with hospital gases, bleeping machines, and background furniture. KwickScreen made it possible to display high-resolution images and lay out the room any way we needed, at a fraction of the cost. The photos for the screens came from actual rooms in our hospital - complete with machines in the background!”



Nathan Oliver

Clinical Simulation Manager at NHS Lothian



kwickscreen.com



UK: +44 20 8090 5199

US: +1 855 446 6565 (toll free)



sales@kwickscreen.com